

Legal Intake System

Truthfarian Legal Intake Tutorial

Transform chaos into structured legal argument —
a step-by-step guide



Privacy
Anonymous



Access
Free



Speed
30-60 sec

Who This Is For

You Are

- ✓ **Fighting an institution** that broke their own rules — council, NHS body, court, landlord, or employer
- ✓ **Buried in documentation** — emails, letters, and notes without clear structure
- ✓ **Unrepresented and exhausted** — needing to make your case intelligible to someone who can help
- ✓ **A practitioner** drowning in chaotic client intake who needs rapid case architecture

You Are NOT

Looking for a lawyer to take your case. **This tool doesn't represent you.**

It structures what you already have so you can represent yourself or brief someone efficiently.

Complex Cases

If your matter involves **multiple institutions, years of delay, or record deletion** :

[Skip this tutorial.](#)

Contact bricsnetworklegal.net@nashmarkai.com

What This Does

Before

You paste your **chaos** – scattered emails, fragmented notes, incomplete records. No structure, no legal framework, no clear argument.

After

You get back a **legal structure** that names exactly where they broke the rules – in language that **courts and tribunals recognize**.

The Workflow

From analysis to action

1 Structured Output

Legal pattern identified, breach conditions flagged

2 GenAI Assistance

Use DeepsSeek/Mistral/Kimi/GPT/Claude to expand into documents

3 Legal Documents


Formal complaints, chronologies, submissions


-  Free
-  Anonymous
-  No account needed

Before You Start

Have Ready

 **Name of the organisation**
If known – council, NHS trust, court, landlord, employer

 **Rough dates**
When incidents occurred – exact or approximate

 **Text from evidence**
Emails, letters, or notes – copy-paste only, no uploads

Work somewhere private

This is sensitive legal information. Ensure you're in a secure location before entering any details.

Input Format

Copy-Paste Only

Type or paste text directly into the form fields. No file uploads required.

Bullet Points Preferred

Organize information as bullet points rather than long paragraphs.

Approximate Dates OK

"Mid-January 2024" works if exact dates are unknown.

The Form: Left Side

Who and What

1 Respondent Type

Pick what they are from the dropdown menu.

Examples:


Council

NHS

Court




Landlord

Employer

 Auto-sets the legal area

2 Material Type

What are you pasting? Select the category that best describes your evidence.

-  **Emails** — correspondence thread
-  **Timeline** — chronological events
-  **Mixed notes** — various formats

3 Key Facts / Evidence

Fill **at least one** of these fields with your evidence text.

Key Facts

Summary of what happened

Evidence Text

Raw correspondence or notes

 **Bullet points work better than essays**

Important Note

Don't put dates in the evidence fields — there's a separate **Time Anchor** section for dates. Keep facts and timeline separate for better analysis.

The Form: Right Side

Context and Weighting



Vulnerability

If **health, disability, money trouble, or housing crisis** affected this case, say **Yes**.

This changes how your case is weighted in the analysis.

Select the closest match:

- ✓ Health condition
- ✓ Disability
- ✓ Financial hardship
- ✓ Housing crisis
- ✓ Mental health
- ✓ Other vulnerability

Vulnerability weighting affects remedy recommendations



Time Anchor

When did this happen? Pick one option and enter dates as close as you know.

Single Date

One specific incident

Date Range

Period with start and end

Ongoing

Still happening now

Date flexibility: Exact day helps, but "mid-January 2024" works too.

Submit and Process



Click Continue

Submit your intake form

- 1 Click the Continue button to submit your form data.
- 2 Wait 30–60 seconds while the system analyzes your input.
- 3 Don't refresh the page — processing is happening in the background.

Processing Time

Analysis typically completes within 30–60 seconds depending on the complexity and length of your evidence. The system is identifying legal patterns and mapping breaches.

Your Structured Analysis

Once processing completes, you'll receive a comprehensive analysis containing:

Legal Pattern Identified

The specific type of breach or procedural failure detected in your case.

Breach Conditions Flagged

Notation like P=0, R=0 indicating which procedural rules were violated.

Evidence Summary

Your evidence organized and mapped to the legal framework.

Next Steps

Recommended actions based on the analysis of your case.

Your Output



Click "Copy Output"

Save the structured analysis somewhere secure. **This is your legal brief.**

💡 Store it in a document, notes app, or email it to yourself. You'll need this for the next step.

What Your Output Contains

- ✓ **Breach Pattern Named**
Specific legal violation identified
- ✓ **Procedural Rules Broken**
Which regulations were violated
- ✓ **Evidence Mapped to Structure**
Your facts organized legally
- ✓ **Vulnerability Weighting**
Contextual factors considered



This Is Your Foundation

The output is **not a final document** — it's the **architectural framework** for everything that follows. It transforms your chaotic evidence into a structured legal argument that courts, tribunals, and lawyers can immediately understand.



Structure



Legal Framework



Ready to Expand

Using GenAI to Expand



The Two-Step Workflow

From architecture to action

The output is not a draft letter. It's the **architecture**. To make it into a document you can send, use GenAI tools like ChatGPT or Claude.

The Method

1

Paste the Output

Copy your Truthfarian analysis and paste it into ChatGPT, Claude, or similar AI tool.

2

Add Your Prompt

Request the specific document type using formal language and cite the breach conditions.

"Using this analysis, draft [document type]. Use formal language. Cite the breach conditions identified."

Documents You Can Create



Formal Complaint Letter

Addressed to the institution, citing specific breaches



Chronology for Bundle

Dated timeline of events with evidence references



Statement of Facts

Narrative summary organized by legal issues



Response to Decision

Structured rebuttal addressing specific points

Prompts That Work

Ready-to-copy templates for GenAI expansion



For a Complaint Letter

"Draft a formal complaint letter based on this Truthfarian analysis. Identify the specific procedural breaches flagged. Request specific remedy. Use formal tone appropriate for legal correspondence."



For a Chronology

"Create a dated chronology from this analysis, newest first, citing the evidence mentioned for each entry."



For Submissions

"Draft structured submissions based on this analysis, organized by the breach conditions P=0, R=0, etc."



Customization Tips

Add specific details to personalize: recipient name, your reference numbers, desired outcomes, deadlines. The more context you provide, the better the AI can tailor the document.

For Legal Practitioners



Rapid Intake Triage

Streamline your client onboarding

Paste client evidence for **instant case architecture** – breach conditions, chronology, vulnerability weighting – all automatically extracted and structured.

Hours

Traditional intake time

Minutes

With Truthfarian



Expand Portfolio Capacity

Reducing intake time from hours to minutes means you can handle more cases without increasing overhead. The system does the initial structuring, letting you focus on legal strategy.

What You Get

- ✓ **Breach Conditions**
Automatically flagged (P=O, R=O notation)
- ✓ **Chronology**
Dated timeline with evidence mapping
- ✓ **Vulnerability Assessment**
Contextual factors affecting the case
- ✓ **Legal Pattern ID**
Classification of breach type



Complex / Multi-Institutional Matters

For cases involving multiple institutions, years of delay, or record deletion:

bricsnetworklegal.net@nashmarkai.com

PHM computation layer available

Get Started

Contact & Resources

Everything you need to begin



Intake Platform

legal.bricsnetwork.net

Start your case analysis



General Support

bricsnetwork.net@nashmarkai.com

Questions and assistance



Complex Cases

bricsnetworklegal.net@nashmarkai.com

Multi-institutional matters



Anonymous



Free



30-60 seconds



No account